



# Diesel generator set QSX15 series engine

450 kW – 500 kW Standby



## Description

Cummins® commercial generator sets are fully integrated power generation systems providing optimum performance, reliability and versatility for stationary standby and prime power applications.

## Features

**Cummins heavy-duty engine** - Rugged 4-cycle, industrial diesel delivers reliable power, low emissions and fast response to load changes.

**Alternator** - Several alternator sizes offer selectable motor starting capability with low reactance 2/3 pitch windings, low waveform distortion with non-linear loads and fault clearing short-circuit capability.

**Permanent Magnet Generator (PMG)** - Offers enhanced motor starting and fault clearing short-circuit capability.

**Control system** - The PowerCommand® electronic control is standard equipment and provides total genset system integration including automatic remote starting/stopping, precise frequency and voltage regulation, alarm and status message display, AmpSentry™ protection, output metering, auto-shutdown at fault detection and NFPA 110 Level 1 compliance.

**Cooling system** - Standard integral set-mounted radiator system, designed and tested for rated ambient temperatures, simplifies facility design requirements for rejected heat.

**Enclosures** - Optional weather protective and sound attenuated enclosures are available.

**Fuel tanks** - Dual wall sub-base fuel tanks are also available.

**NFPA** - The genset accepts full rated load in a single step in accordance with NFPA 110 for Level 1 systems.

**Warranty and service** - Backed by a comprehensive warranty and worldwide distributor network.

	Standby rating	Prime rating	Continuous rating	Data sheets
	60 Hz kW (kVA)	60 Hz kW (kVA)	60 Hz kW (kVA)	60 Hz
DFEJ	450 (563)	410 (513)		D-3400
DFEK	500 (625)	455 (569)		D-3401

## Generator set specifications

Governor regulation class	ISO 8528 part 1 Class G3
Voltage regulation, no load to full load	± 0.5%
Random voltage variation	± 0.5%
Frequency regulation	Isochronous
Random frequency variation	± 0.25%
EMS compatibility	IEC 61000-4-2: Level 4 Electrostatic discharge IEC 61000-4-3: Level 3 Radiated susceptibility

## Engine specifications

Design	Turbocharged with air-to-air charge air-cooling
Bore	136.9 mm (5.39 in.)
Stroke	168.9 mm (6.65 in.)
Displacement	14.9 L (912.0 in <sup>3</sup> )
Cylinder block	Cast iron with replaceable wet liners, in-line 6 cylinder
Battery capacity	1400 Amps minimum at ambient temperature 0 °C (32 °F)
Battery charging alternator	35 Amps
Starting voltage	24 volt, negative ground
Fuel system	Full authority electronic (FAE) Cummins HPI-TP
Fuel filter	
Air cleaner type	
Lube oil filter type(s)	Single spin-on combination full flow and bypass filters
Standard cooling system	40 °C (104 °F) ambient radiator

## Alternator specifications

Design	Brushless, 4 pole, drip-proof revolving field
Stator	2/3 pitch
Rotor	Single bearing, flexible discs
Insulation system	Class H
Standard temperature rise	125 °C standby at 40 °C ambient
Exciter type	PMG (Permanent Magnet Generator)
Phase rotation	A (U), B (V), C (W)
Alternator cooling	Direct drive centrifugal blower fan
AC waveform total harmonic distortion (THDV)	< 5% no load to full linear load, < 3% for any single harmonic
Telephone influence factor (TIF)	< 50% per NEMA MG1-22.43
Telephone harmonic factor (THF)	< 3%

## Available voltages

### 60 Hz Line – Neutral/Line - Line

• 110/190	• 110/220	• 115/200	• 115/230
• 120/208	• 127/220	• 139/240	• 220/380
• 230/400	• 240/416	• 255/440	• 277/480
• 347/600			

Note: Consult factory for other voltages.

## Generator set options

### Engine

- 208/240/480 V thermostatically controlled coolant heater for ambient above 4.5 °C (40°F)
- 208/240/480 V thermostatically controlled coolant heater for ambient below 4.5 °C (40°F)
- 120 V 300 W lube oil heater
- Heavy duty air cleaner with safety element

### Alternator

- 80 °C rise
- 105 °C rise
- 150 °C rise
- 120/240 V 200 W anti-condensation heater

### Exhaust system

- Critical grade exhaust silencer
- Exhaust packages
- Industrial grade exhaust silencer
- Residential grade exhaust silencer

### Fuel system

- 1022 L (270 gal) sub-base tank
- 1136 L (300 gal) sub-base tank
- 1514 L (400 gal) sub-base tank
- 1893 L (500 gal) sub-base tank
- 2271 L (600 gal) sub-base tank
- 2498 L (660 gal) sub-base tank
- 3218 L (850 gal) sub-base tank
- 6435 L (1700 gal) sub-base tank
- 9558 L (2525 gal) sub-base tank

### Cooling system

- High ambient 50 °C radiator

### Control panel

- PC 3.3
- PC 3.3 with MLD
- 120/240 V 100 W control anti-condensation heater
- Ground fault indication
- Remote fault signal package
- Run relay package

### Generator set

- AC entrance box
- Battery
- Battery charger
- Export box packaging
- UL 2200 Listed
- Main line circuit breaker
- Paralleling accessories
- Remote annunciator panel
- Spring isolators
- Enclosure: aluminium, steel, weather protective or sound attenuated
- 2 year standby power warranty
- 2 year prime power warranty
- 5 year basic power warranty
- 10 year major components warranty

\*Note: Some options may not be available on all models - consult factory for availability.

## Control system 2.3

**The PowerCommand 2.3 control system** - An integrated generator set control system providing voltage regulation, engine protection, generator protection, operator interface and isochronous governing (optional).

**Control** - Provides battery monitoring and testing features and smart-starting control system.

**InPower™** - PC-based service tool available for detailed diagnostics.

**PCCNet RS485** - Network interface (standard) to devices such as remote annunciator for NFPA 110 applications.

**Control boards** - Potted for environmental protection.

**Ambient operation** - Suitable for operation in ambient temperatures from -40 °C to +70 °C and altitudes to 13,000 feet (5000 meters). Prototype tested - UL, CSA and CE compliant.

### AC protection

- AmpSentry protective relay
- Over current warning and shutdown
- Over and under voltage shutdown
- Over and under frequency shutdown
- Over excitation (loss of sensing) fault
- Field overload
- Overload warning
- Reverse kW shutdown
- Reverse Var shutdown
- Short circuit protection

### Engine protection

- Overspeed shutdown
- Low oil pressure warning and shutdown
- High coolant temperature warning and shutdown
- Low coolant level warning or shutdown
- Low coolant temperature warning

- High, low and weak battery voltage warning
- Fail to start (overcrank) shutdown
- Fail to crank shutdown
- Redundant start disconnect
- Cranking lockout
- Sensor failure indication
- Low fuel level warning or shutdown
- Fuel-in-rupture-basin warning or shutdown

### Operator/display panel

- Manual off switch
- 128 x 128 Alpha-numeric display with push button access for viewing engine and alternator data and providing setup, controls and adjustments (English or international symbols)
- LED lamps indicating genset running, not in auto, common warning, common shutdown, manual run mode and remote start
- Suitable for operation in ambient temperatures from -20 °C to +70 °C

### Alternator data

- Line-to-Neutral AC volts
- Line-to-Line AC volts
- 3-phase AC current
- Frequency
- kVA, kW, power factor

### Engine data

- DC voltage
- Lube oil pressure
- Coolant temperature

**Control functions**

- Time delay start and cool down
- Glow plug control (some models)
- Cycle cranking
- PCCNet interface
- (4) Configurable inputs
- (4) Configurable outputs
- Remote emergency stop
- Battle short mode
- Load shed
- Real time clock with exerciser
- Derate

**Digital governing (optional)**

- Integrated digital electronic isochronous governor
- Temperature dynamic governing

**Digital voltage regulation**

- Integrated digital electronic voltage regulator
- 3-phase Line-to-Line sensing
- Configurable torque matching
- Fault current regulation under single or three phase fault conditions

**Other data**

- Genset model data
- Start attempts, starts, running hours
- Fault history
- RS485 Modbus® interface
- Data logging and fault simulation (requires InPower service tool)
- Total kilowatt hours
- Load profile

**Options**

- Auxiliary output relays (2)
- 120/240 V, 100 W anti-condensation heater
- Remote annunciator with (3) configurable inputs and (4) configurable outputs
- PMG alternator excitation
- PowerCommand for Windows® remote monitoring software (direct connect)
- AC output analogue meters
- PowerCommand 2.3 and 3.3 control with AmpSentry protection

For further detail on PC 2.3 see document S-1569.

For further detail on PC 3.3 see document S-1570.

**Emergency Standby Power (ESP):**

Applicable for supplying power to varying electrical load for the duration of power interruption of a reliable utility source. Emergency Standby Power (ESP) is in accordance with ISO 8528. Fuel Stop power in accordance with ISO 3046, AS 2789, DIN 6271 and BS 5514.

**Limited-Time running Power (LTP):**

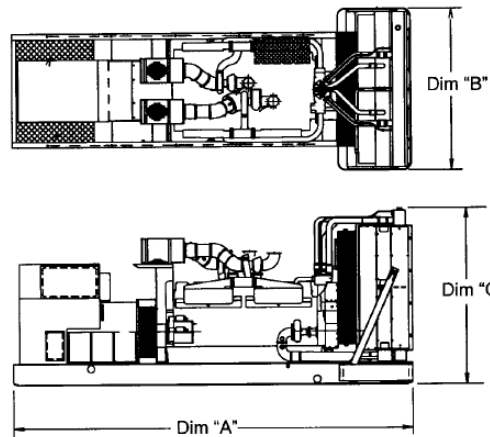
Applicable for supplying power to a constant electrical load for limited hours. Limited Time Running Power (LTP) is in accordance with ISO 8528.

**Prime Power (PRP):**

Applicable for supplying power to varying electrical load for unlimited hours. Prime Power (PRP) is in accordance with ISO 8528. Ten percent overload capability is available in accordance with ISO 3046, AS 2789, DIN 6271 and BS 5514.

**Base Load (Continuous) Power (COP):**

Applicable for supplying power continuously to a constant electrical load for unlimited hours. Continuous Power (COP) in accordance with ISO 8528, ISO 3046, AS 2789, DIN 6271 and BS 5514.



This outline drawing is for reference only. See respective model data sheet for specific model outline drawing number.





**Do not use for installation design**

Model	Dim 'A' mm (in.)	Dim 'B' mm (in.)	Dim 'C' mm (in.)	Set weight dry* kg (lbs)	Set weight wet* kg (lbs)
DFEJ	3864 (152.1)	1524 (60.0)	1812 (71.3)	4098 (9035)	4234 (9335)
DFEK	3864 (152.1)	1524 (60.0)	1812 (71.3)	4325 (9535)	4461 (9835)

\*Weights represent a set with standard features. See outline drawings for weights of other configurations.

## Codes and standards

Codes or standards compliance may not be available with all model configurations – consult factory for availability.

	<p>This generator set is designed in facilities certified to ISO 9001 and manufactured in facilities certified to ISO 9001 or ISO 9002.</p>		<p>The generator set is available listed to UL 2200, Stationary Engine Generator Assemblies for all 60 Hz low voltage models. The PowerCommand control is Listed to UL 508 - Category NITW7 for U.S. and Canadian usage. Circuit breaker assemblies are UL 489 Listed for 100% continuous operation and also UL 869A Listed Service Equipment.</p>
	<p>The Prototype Test Support (PTS) program verifies the performance integrity of the generator set design. Cummins products bearing the PTS symbol meet the prototype test requirements of NFPA 110 for Level 1 systems.</p>	<p><b>U.S EPA</b></p>	<p>Engine certified to Stationary Emergency U.S. EPA New Source Performance Standards, 40 CFR 60 subpart IIII Tier 2 exhaust emission levels. U.S. applications must be applied per this EPA regulation.</p>
	<p>All low voltage models are CSA certified to product class 4215-01.</p>	<p><b>International Building Code</b></p>	<p>The generator set package is available certified for seismic application in accordance with the following International Building Code: IBC2000, IBC2003, IBC2006, IBC2009 and IBC2012.</p>

**Warning:** Back feed to a utility system can cause electrocution and/or property damage. Do not connect to any building's electrical system except through an approved device or after building main switch is open.

For more information contact your local Cummins distributor or visit [power.cummins.com](http://power.cummins.com)

**Our energy working for you.™**

